

RIO STOCK TRADING GBP

1 September 2025

MANAGER COMMENTS



RIO Stock Trading GBP has produced a return of 0.38% during August. I have retained the equity weighting above 50%, which has the account well positioned as we enter September. Looking back, during the past twenty-four-month period, this account has produced 22 gaining months, the lack of volatility has made this investment very popular with members. The account has impressive statistics, producing a net gain of 36.45% in the past three years, and has returned a staggering 118.84% in the past five years.

Market comment - In the UK, money managers and traders are looking at Purchasing Managers' Index (PMI) data, which will help them gauge the British economy's current strength. As the month closed and September began the mighty pound rallied higher, up 0.3% against the dollar, and again trading above the all-important \$1.35 mark as US markets closed for the Labour Day holiday. As I had forecast, Sterling gained ground against the greenback and is up 2.4% over the past month amid tariff turmoil and inflation fears in the US.

US markets will open again on Tuesday.

INVESTMENT OBJECTIVE

RIO Stock Trading GBP is a high-risk trading platform through which RIO can invest in currency, UK equities, and the commodity market. The account may also invest in other high-risk traded securities, where the potential gains are deemed to be in line with the risk-reward ratio, at the discretion of the investment manager. The trading strategy favours a midterm investment of between 2-3 years due to the expected short-term volatility.

As an active investment specialist, market volatility can create a prime investment opportunity and RIO expects further volatility, especially against the current backdrop. Geopolitical tensions are at fever pitch as the effects of Russia's invasion of Ukraine make negotiations tense. The knock-on effects of this are reflected in the stock values of UK-listed companies.

RIO Stock Trading GBP will focus predominantly on trading those entities listed on the FTSE 100 index and has already identified several trading opportunities.

Please note that this investment is only suitable for those prepared to accept the additional risk, in exchange for the potential reward.

INFORMATION

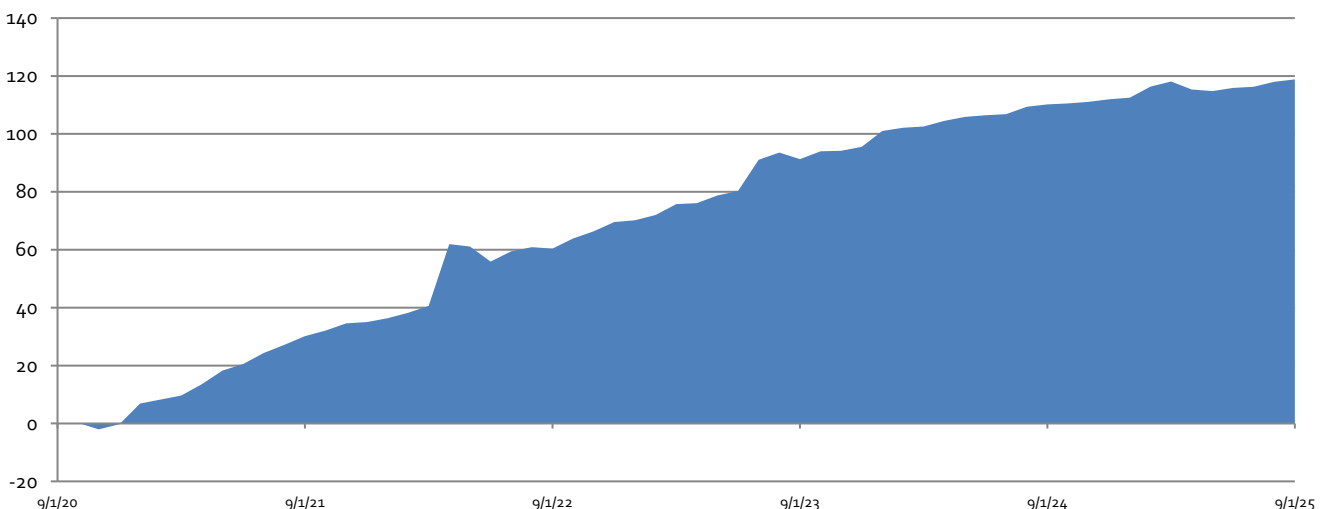
NAV	358.66
Launch Date	June 2016
Investment Manager	William Gray
Currency	GBP
Minimum Investment	10,000
Membership Charge	500
Service Fee	0.25% pa
Performance Fee	5.00%
Dealing Frequency	Monthly

INVESTMENT MANAGER

RIO's Investment Manager has vast experience having designed , launched and managed several Government licensed mutual funds over the past two decades. He has actively traded stocks, bonds, currencies and commodities with some degree of accuracy. A proven track record combined with all the advantages of an experienced multi asset fund manager.

PERFORMANCE	YTD	1m	6m	1Yr	2Yr	3Yr	5Yr	S/L
	2.97	0.38	0.33	4.11	14.39	36.45	118.84	258.66

CUMMULATIVE PERFORMANCE (Five Years)



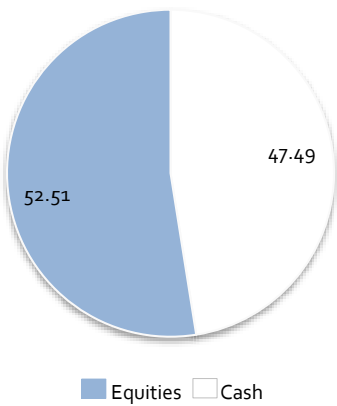
This document is not an offer of investment. Subscriptions for shares can only be made on the basis of the current literature and The RIO Club operates strictly on a referral only basis. Past performance is not a guide to future performance and there can be no assurance that the investment objective(s) will be met. The value of investments and the income from them can fall as well as rise and is not guaranteed. Investors may not get back the full amount invested. This investment is high risk and is very likely to experience volatility, it is designed for members who accept a high level of risk for a potential high gain over the mid to long term. Changes in the rates of exchange between currencies may cause the value of investments to diminish or increase. Current tax levels and reliefs may change and depending on individual circumstances this may affect the investment return. For further information please refer to the terms and conditions.

RIO STOCK TRADING GBP

1 September 2025



ASSET ALLOCATION (%)



VOLATILITY & RISK (24 Months)

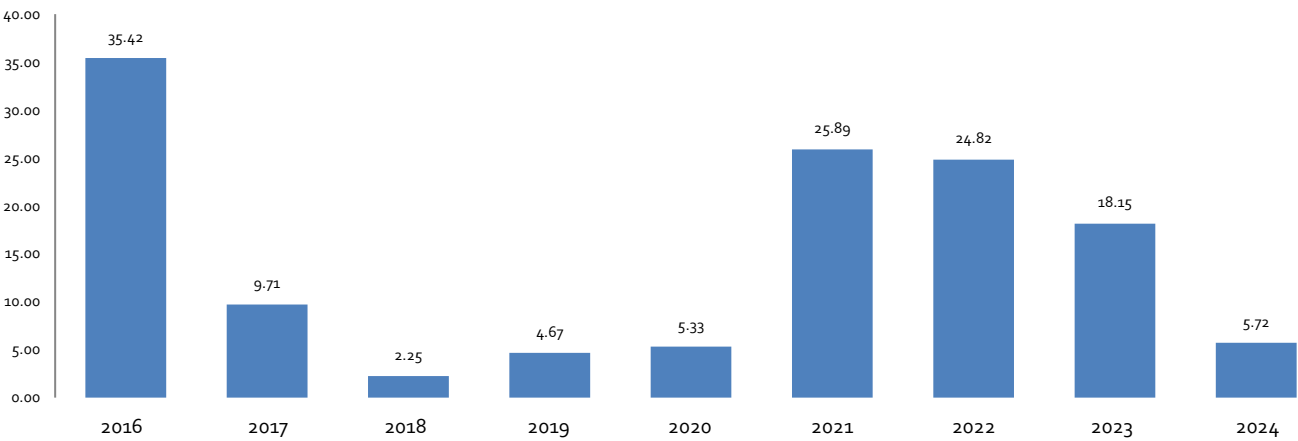
Annualised Volatility	4.02%
Return for Period	14.39%
Best Monthly Return	2.80%
Worst Monthly Return	-1.29%
Risk / Reward Ratio	11.16:1

The risk/reward calculation is a division of net profit (the reward) by the price of your maximum risk. Any investor should determine their acceptable risk, but it is always best to be more conservative with risk than aggressive with reward.

MONTHLY PERFORMANCE FIGURES (%)

	2018	2019	2020	2021	2022	2023	2024	2025
January	0.41	0.59	2.71	1.32	1.41	1.08	0.56	1.80
February	0.38	1.49	-1.83	1.23	1.71	2.18	0.19	0.82
March	0.30	0.10	-3.01	3.61	15.16	0.19	0.97	-1.29
April	0.00	-1.85	0.31	4.11	-0.49	1.51	0.68	-0.25
May	0.48	-2.35	1.24	1.96	-3.23	0.87	0.26	0.52
June	0.49	2.41	0.35	3.13	2.25	5.96	0.18	0.17
July	0.50	2.52	0.26	2.26	0.90	1.30	1.23	0.81
August	-0.47	-5.05	1.30	2.34	-0.31	-1.15	0.41	0.38
September	0.22	2.86	0.21	1.48	2.18	1.41	0.16	
October	0.91	0.36	-2.23	1.90	1.52	0.07	0.25	
November	0.40	1.95	1.80	0.31	1.93	0.72	0.43	
December	-0.97	2.46	7.15	0.98	0.33	2.80	0.25	

PERFORMANCE FOR CALENDER YEARS (%)



This document is not an offer of investment. Subscriptions for shares can only be made on the basis of the current literature and The RIO Club operates strictly on a referral only basis. Past performance is not a guide to future performance and there can be no assurance that the investment objective(s) will be met. The value of investments and the income from them can fall as well as rise and is not guaranteed. Investors may not get back the full amount invested. This investment is high risk and is very likely to experience volatility, it is designed for members who accept a high level of risk for a potential high gain over the mid to long term. Changes in the rates of exchange between currencies may cause the value of investments to diminish or increase. Current tax levels and reliefs may change and depending on individual circumstances this may affect the investment return. For further information please refer to the terms and conditions.